

This is a red truck.
A dog is in the truck.

p.4

This is a green truck.
A girl is sitting
in the truck.

p.5

This is a dump truck,
a big, yellow
dump truck.

p.6

I see old trucks.
I see new trucks.

p.8

Look! A food truck!

p.9

I like food trucks.

This is a garbage truck,

p.10

a big, green
garbage truck.

p.11

Look! Big dump trucks

p.12

in the sand.

p.13

p.14

Playing with toy trucks.

p.15

Go, go, go !

p.16

Trucks in sand.

p.17

Trucks in dirt.

p.18

Trucks in snow.

p.19

Go, trucks, go !

p.20

Come, come !

p.21

See my truck !

Look at the trucks.

p.22

Zoom ! Zoom !

They are big.

p.23

They are fast.

White truck.

p.24

Big white truck.

Red truck. Blue truck.

p.25

Go fast, trucks !

Look ! A fire truck !

p.26

Go fast, fire truck!

p.27

Trucks in sand.

p.28

Trucks in dirt.

p.29

Trucks are up.

p.30

Trucks are down.

p.31

Fire truck, dump truck,
garbage truck.

p.32

Go, go, trucks!

fire

They

garbage


dump

food

sand


dirt

snow



green

green



yellow

yellow




white

white

Go, Go, Trucks!- Adapted Book

These pages and flash cards are for the book *Go, Go, Trucks!*



1. Print pages 1- 5 on self-adhesive paper. Cut out the boxes and stick them onto the appropriate pages.
2. Print two sets of the flashcards on card stock.
3. I recommend using this book after your child can read the adapted version of *Go, go, go*. (Free at mercyformarthas.com)
4. Have your child match, select, then name the sight words. Teach them in sets of three-five. Then do a fast flash with those three to five cards, three times in a row. Once your child can successfully read the sight words, he/she is ready to begin reading the adapted version of *Go, Go, Trucks!*
5. When reading the book with your child, the **parent should read any text in grey**. This will help prepare your child for some of the new words he/she is learning and will help with errorless learning. Eventually he/she will be able to read the text in grey.